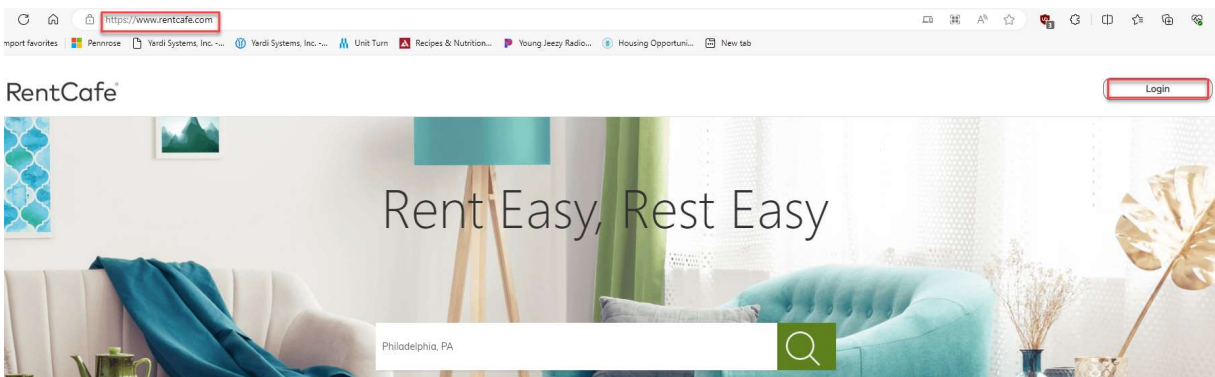


## RentCafe Registration via Computer/Website

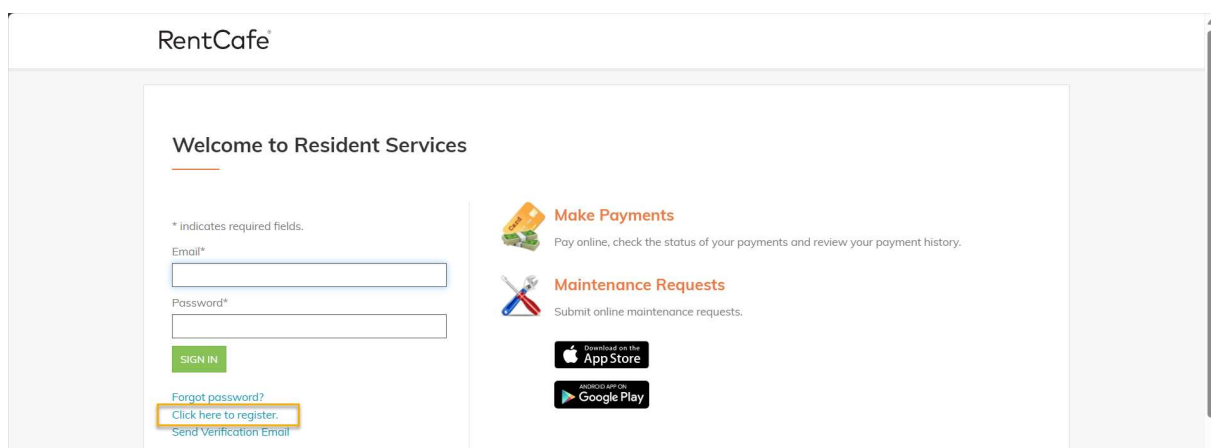
Residents will need the following information available, as it will be required to create an account and complete the process:

- Resident name
- Registration code: the T-Number for the resident that can be requested from your property manager
- Email address associated with the resident account

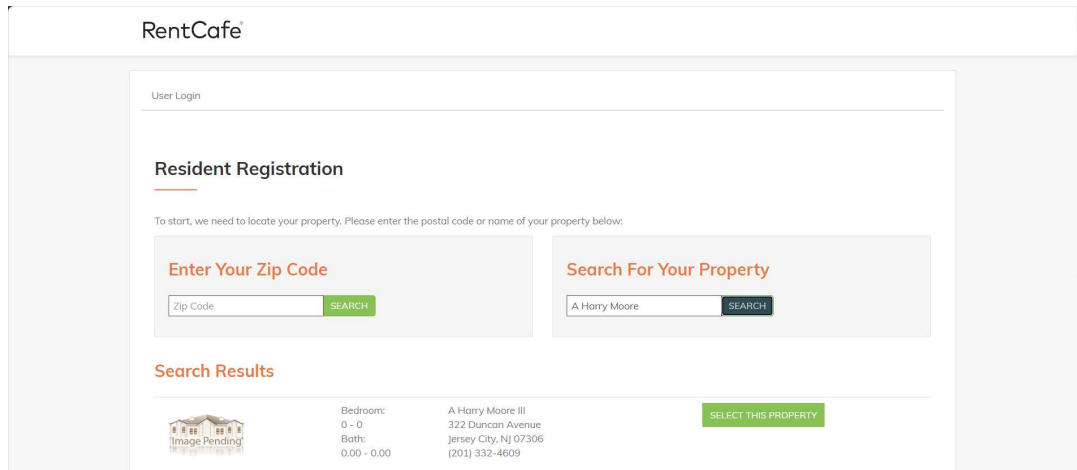
1. Visit [www.rentcafe.com](http://www.rentcafe.com)
2. Click on the Login in the upper right corner of the page.
3. Select resident login



4. Select "Click here to register."



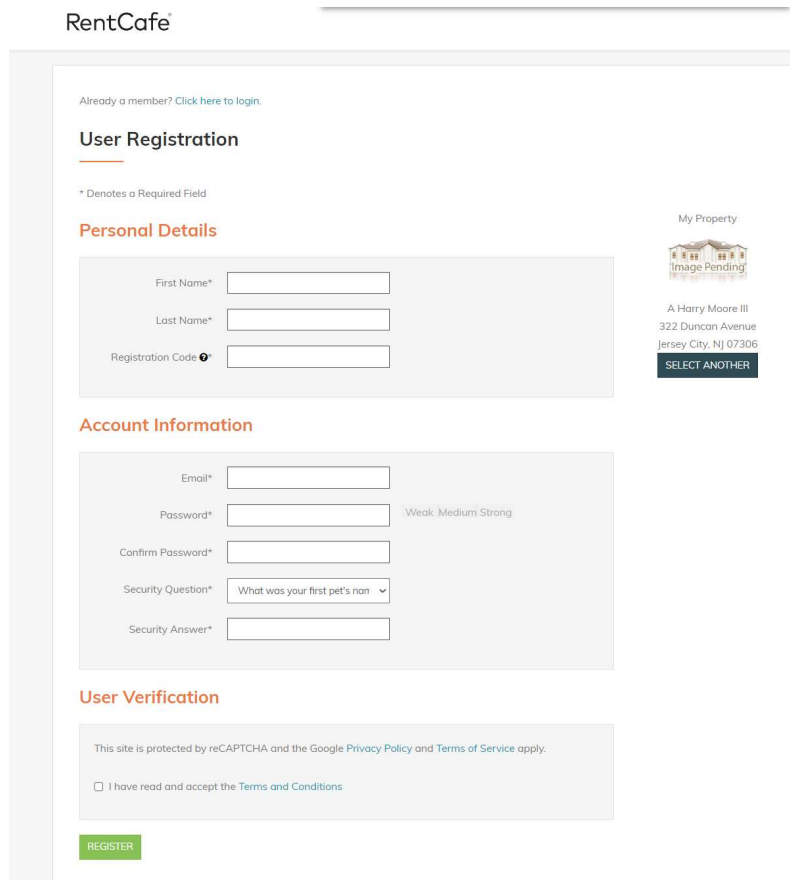
**5. Search by the property name and click select this property.**



The screenshot shows the RentCafe website's search results page. At the top, there is a 'User Login' section. Below it is the 'Resident Registration' section with a sub-header. A message states: 'To start, we need to locate your property. Please enter the postal code or name of your property below:'. There are two search boxes: 'Enter Your Zip Code' with a 'SEARCH' button, and 'Search For Your Property' with a text input containing 'A Harry Moore' and a 'SEARCH' button. Below the search boxes is the 'Search Results' section. It displays a property listing for 'A Harry Moore III' at '322 Duncan Avenue, Jersey City, NJ 07306 (201) 332-4609'. The listing includes a small house icon with 'Image Pending', 'Bedroom: 0 - 0', and 'Bath: 0.00 - 0.00'. A green 'SELECT THIS PROPERTY' button is visible to the right of the listing details.

**6. Fill out the form.**

- a. Registration code is either the T number for the head of household or R number for the roommate.
- b. Email must match the email in Yardi.
- c. Click the Register button. A confirmation email will be sent for verification.



The screenshot shows the RentCafe 'User Registration' form. At the top, there is a link for 'Already a member? Click here to login.' The form is titled 'User Registration' and includes a note: '\* Denotes a Required Field'. The form is divided into three main sections: 'Personal Details', 'Account Information', and 'User Verification'. The 'Personal Details' section has fields for 'First Name\*', 'Last Name\*', and 'Registration Code' (with a dropdown arrow). The 'Account Information' section has fields for 'Email\*', 'Password\*' (with a strength indicator 'Weak Medium Strong'), 'Confirm Password\*', 'Security Question\*' (with a dropdown menu showing 'What was your first pet's name'), and 'Security Answer\*'. The 'User Verification' section contains a disclaimer: 'This site is protected by reCAPTCHA and the Google Privacy Policy and Terms of Service apply.' and a checkbox for 'I have read and accept the Terms and Conditions'. A green 'REGISTER' button is located at the bottom of the form. On the right side of the form, there is a 'My Property' section with a house icon, the address 'A Harry Moore III, 322 Duncan Avenue, Jersey City, NJ 07306', and a 'SELECT ANOTHER' button.

**7. Remember to log out from your account if you are using a public computer.**